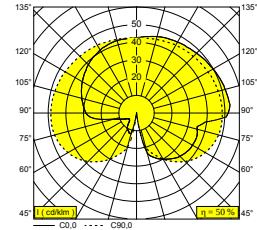
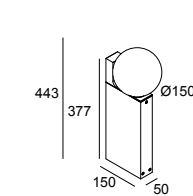




OONO P40 927 DIM8 B
29615 9208 B

AVAILABLE IN
BLACK 29615 9208 B
ANTHRACITE (DARK GREY) 29615 9208 N



 [View on website](#)

General info

LOCATION	outdoor
INSTALLATION	Floor Surface mounted
INGRESS PROTECTION	IP54
PROTECTION AGAINST MECHANICAL IMPACT	IK04
WEIGHT (KG)	2.7
ADJUSTABILITY	non adjustable
INFORMATION	INCL.DIMMABLE LED POWER SUPPLY 500mA-DC

Electrical info

ELECTRICAL	220-240V / 50-60Hz
CLASS	II
POWER SUPPLY	YES
DIM TYPE	mains (phase cut-off)
ENERGY CLASS	E

Lightsource info

LIGHTSOURCE NAME	LED
LIGHTSOURCE	LED array 8,6W / CRI>90 (R9: 60) / 2700K / 1041lm
TM-30 VALUES	rf: 89 / Rg: 100
SDCM	SDCM1
RISKGROUP	RG1
LM80	L90B10 > 50000
LED TECHNICS (LIGHT SOURCE)	1041lm // 8,6W // 121lm/W
LED TECHNICS (LUMINAIRE)	572lm // 10W // 58lm/W

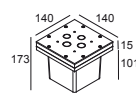
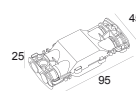
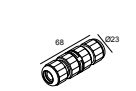
Options

- PLATE 7
- PIN 12
- CBOX
- IP68 CONNECTION KIT
- IP68 CONNECTOR 3P

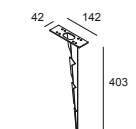
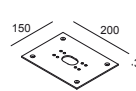
For detailed installation instructions, please consult the manual: [29615_XXX8_HAND.pdf](#)

FINISH YOUR SPECIFICATION

Waterproof connection parts

	216 12 00 CBOX	<input type="checkbox"/>
	216 12 01 IP68 CONNECTION KIT	<input type="checkbox"/>
	216 12 02 IP68 CONNECTOR 3P	<input type="checkbox"/>

Pins and plates for bollards

	229 01 12 PIN 12	<input type="checkbox"/>
	229 02 07 PLATE 7	<input type="checkbox"/>

Notes: